




District Report Card: 2017	
State: Bihar	District: Pashchim Champaran
Class: 3	Subject: Mathematics
Schools: 60	Students: 1433


Participation/Coverage


Students

<div>GENDER</div> <div></div>	Boys			Girls			
	Number		%	Number		%	
	671		46.82	762		53.18	

<div>AREA</div> <div></div>	Rural			Urban			
	Number		%	Number		%	
	1355		94.56	78		5.44	

<div>CATEGORY</div> <div></div>	SC		ST		OBC		GEN	
	Number	%	Number	%	Number	%	Number	%
	228	15.91	101	7.05	981	68.46	123	8.58

<div>CWSN</div> <div></div>	LD	VI	HI	S&LD	ID	Oth
	3	2	0	1	0	23

<div>Management</div> <div></div>	Government			Government-aided		
	Number		%	Number		%
	1405		98.05	28		1.95

Average Performance of Students in Mathematics (%)

Overall	Gender		Area		Management		Social Group			
	Male	Female	Rural	Urban	Govt.	Aided	SC	ST	OBC	GEN
63.95	63.24	64.58	64.29	58.12	64.05	59.05	66.11	61.45	63.16	68.29

Performance on Learning Outcomes (LOs)

Learning Outcomes	Description	Average Performance(%)
M301	Reads and writes numbers up to 999 using place value	61.25
M302	Compares numbers up to 999 based on their place values	75.72
M303	Solves simple daily life problems using addition and subtraction of three digit numbers with and without regrouping	60.83
M304	Constructs and uses the multiplication facts (up till 10) in daily life situations	68.04
M305	Analyses and applies an appropriate number operation in the situation/ context	60.64
M306	Explains the meaning of division facts by equal grouping/sharing and finds it by repeated subtraction	65.95
M309	Identifies and makes 2D-shapes by paper folding, paper cutting on the dot grid, using straight lines etc.	76.01
M311	Fills a given region leaving no gaps using a tile of a given shape	45.99
M312	Estimates and measures length and distance using standard units like centimeters or meters & identifies relationships	34.35
M317	Reads the time correctly to the hour using a clock/watch	73.62
M318	Extends patterns in simple shapes and numbers	52.21
M319	Records data using tally marks, represents pictorially and draws conclusions	75.37

Range of Performance of Students who Answered Correctly							
Below 30%		30% - 50%		50% - 75%		Above 75%	
Number	%	Number	%	Number	%	Number	%
151	10.54	213	14.86	574	40.06	495	34.54

Lowest Performing Learning Outcomes (LOs)

- 1 - Estimates and measures length and distance using standard units like centimeters or meters & identifies relationships (34.35)
- 2 - Fills a given region leaving no gaps using a tile of a given shape (45.99)
- 3 - Extends patterns in simple shapes and numbers (52.21)
- 4 - Analyses and applies an appropriate number operation in the situation/ context (60.64)
- 5 - Solves simple daily life problems using addition and subtraction of three digit numbers with and without regrouping (60.83)